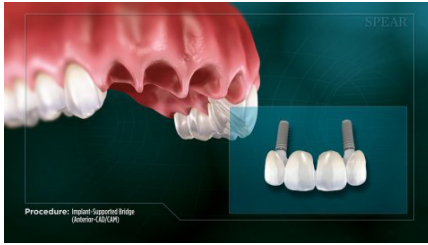
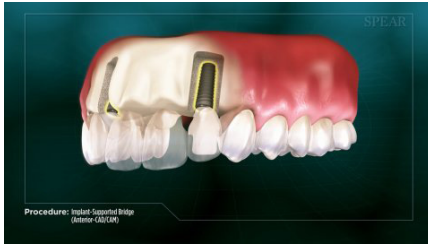


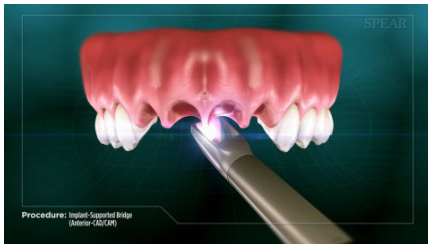
# Implant-Supported Bridge (Anterior-CAD/CAM)



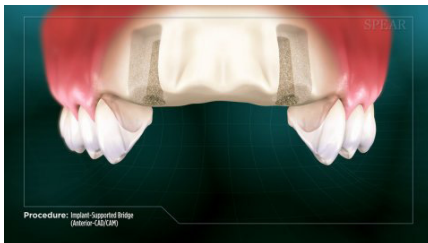
An implant supported bridge can be used to replace multiple missing teeth and restore the esthetics and function of your mouth. It is a single restoration that uses dental implants neighboring the space for support. It typically requires multiple appointments to complete this process.



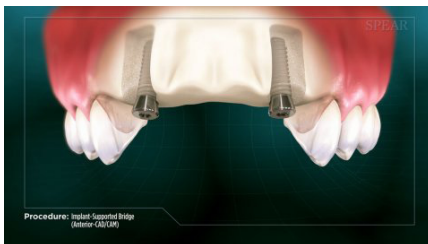
Using dental implants to support your bridge provides a stable permanent solution to replace the missing teeth by mimicking their root structure. It also allows you to replace multiple missing teeth when it may not be feasible to place multiple implants that would allow for individual restorations.



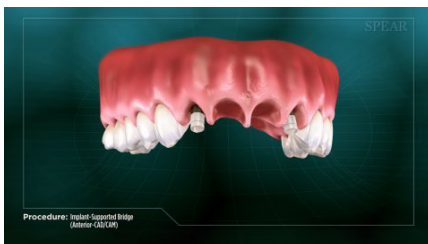
The process begins with your doctor using a state-of-the-art scanner to image your mouth in 3D, which will be used to plan out your implant placement and design a temporary bridge for you.



Next, the area is prepared for placing the dental implants.



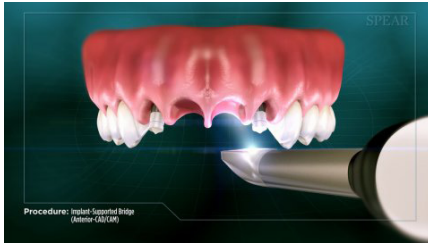
The implant(s) are then placed into the bone, along with special healing caps. A temporary restoration can be placed over the area while you heal- your doctor will review with you the best options for your situation.



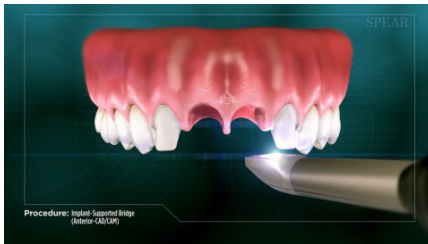
At subsequent visits your doctor will monitor the healing process, letting you know when the area is ready to proceed. Once healed, the healing caps are removed and scanning posts are placed in the implants.



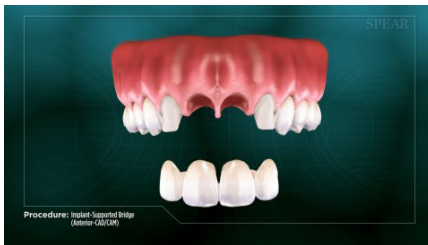
# Implant-Supported Bridge (Anterior-CAD/CAM)



Next, another scan is performed of the healed area to design the abutments for your bridge- which will serve as the base to support it.



Once your abutments are ready, they are placed into the implants and another scan is done for the purpose of designing your final bridge.



When the bridge is finished, your doctor will make final adjustments and secure it into place. With your bridge placement complete, your teeth are restored to optimal shape and function in a way that continues to stabilize, protect, and preserve the surrounding teeth and tissue.

