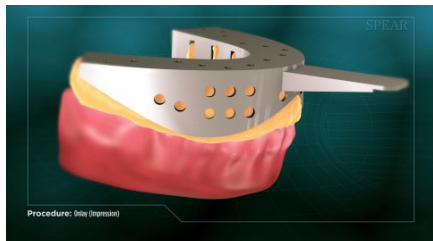
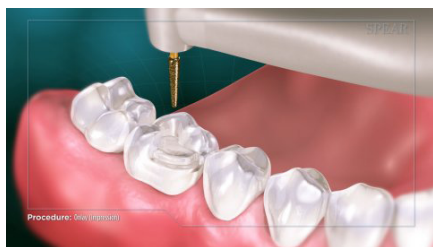


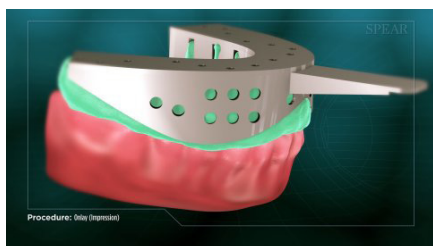
An onlay is used to rebuild a tooth that has damage to one or more cusp. This treatment helps to restore optimal shape and function while saving as much of the natural tooth as possible.



At the first appointment, your doctor will take an impression or mold to help make a temporary onlay for your tooth.



Next, the tooth is prepared to make room for the onlay.



Your doctor will take another impression of the prepared tooth, and put in a temporary onlay while the final restoration is being constructed by a dental laboratory.



At a future appointment, your doctor will remove the temporary onlay and replace it with the final restoration. The final restoration will generally last longer than a filling, since it was fabricated in a lab.



Once completed, your tooth is restored to optimal shape and function with most of the natural tooth structure preserved.

